

KOMATSU®

ENGINE POWER
116 kW / 156 HP @ 2.000 rpm

OPERATING WEIGHT
25.000 kg

MAX. HORIZONTAL REACH
12.445 mm

PC210LC-8 Material handling specification

PC
210

HYDRAULIC EXCAVATOR



PC210LC-8

ecot3

WALK-AROUND

The PC210LC-8 is a rugged, productive, all-European machine. Designed and expressly built for European markets, it delivers outstanding productivity, reliability and operator comforts in a robust, environmentally friendly package. Komatsu's exclusive, on-board, HydraMind system assists in all operations, providing enhanced machine performance that's always perfectly matched to the task.

Special material handling features

- Work equipment optimised for lifting performance, reduced cycle time and large working range
- Increased counterweight to enhance machine stability under high load
- Hydraulic lifting cab, for excellent site visibility
- Wide gauge undercarriage gives ideal solution for stability



Advanced Attachment Control

The PC210LC-8 is equipped to handle a variety of powered attachments. The advanced attachment control system features:

- Operator selectable hydraulic flow control
- Adjustable presets for rapid attachment changeover
- Hydraulic relief pressure control

Excellent reliability and durability

- Heavy-duty work equipment
- Reliable major components designed and built by Komatsu
- Exceptionally reliable electronic devices

ENGINE POWER

116 kW / 156 HP @ 2.000 rpm

OPERATING WEIGHT

25.000 kg

MAX. HORIZONTAL REACH

12.445 mm

GRAPPLE CAPACITY0,5 m³
(5 tine grapple)**New, safe SpaceCab™**

Specifically developed for Komatsu excavators, the new cab is designed with a tubular steel frame. The framework provides high durability and impact resistance with very high impact absorbancy.

Low-noise cab

Operator ear noise is as low as an average passenger car.

Large TFT monitor

Improved operator interface through Komatsu-developed information technology. (TFT: Thin Film Transistor)



ecot3
ecology & economy - technology 3

KOMTRAX

Komatsu Tracking System

Track and monitor your machine anytime, anywhere for total peace of mind.

The Komatsu SAA6D107E-1 engine meets EU Stage IIIA and EPA Tier III emission regulations.
29% NOx reduction.

SPECIFICATIONS



ENGINE

Model Komatsu SAA6D107E-1
 Type Common rail direct injection, water-cooled, emissionised, turbocharged, after-cooled diesel
 Engine power
 at rated engine speed 2.000 rpm
 ISO 14396 116 kW / 156 HP
 ISO 9249 (net engine power) 110 kW / 148 HP
 No. of cylinders 6
 Bore x stroke 107 x 124 mm
 Displacement 6,69 ltr
 Battery 2 x 12 V/140 Ah
 Alternator 24 V/60 A
 Starter motor 24 V/5,5 kW
 Air filter type Double element type with monitor panel dust indicator and auto dust evacuator
 Cooling Suction type cooling fan with radiator fly screen



HYDRAULIC SYSTEM

Type HydrauMind. Closed-centre system with load sensing and pressure compensation valves
 Main pump 2 variable displacement piston pumps supplying boom, arm, attachment, attachment rotate, swing and travel circuits
 Maximum pump flow 2 x 219 ltr/min
 Relief valve settings
 Implement 380 bar
 Travel 380 bar
 Swing 295 bar
 Pilot circuit 33 bar
 Attachment circuit 250 bar



ENVIRONMENT

Engine emissions Fully complies with EU Stage IIIA and EPA Tier III exhaust emission regulations
 Noise levels
 LwA external 102 dB(A) (2000/14/EC Stage II)
 LpA operator ear 69 dB(A) (ISO 6396 dynamic test)



OPERATING WEIGHT (APPR.)

Operating weight, including 6,8 m industrial material handling boom, 6,0 m arm, operator, lubricant, coolant, full fuel tank and the standard equipment. Attachment weight not included.



SWING SYSTEM

Type Axial piston motor driving through planetary double reduction gearbox
 Swing lock Electrically actuated wet multi-disc brake integrated into swing motor
 Swing speed 0 - 12,4 rpm
 Swing torque 68 kNm
 Max. pressure 295 bar



DRIVES AND BRAKES

Steering control 2 levers with pedals giving full independent control of each track
 Drive method Hydrostatic
 Travel operation Automatic 3-speed selection
 Max. travel speeds
 Lo / Mi / Hi 3,0 / 4,1 / 5,5 km/h
 Maximum drawbar pull 18.200 kg
 Brake system Hydraulically operated discs in each travel motor



UNDERCARRIAGE

Construction X-frame centre section with box section track-frames
 Track assembly
 Type Fully sealed
 Shoes (each side) 49
 Tension Combined spring and hydraulic unit
 Rollers
 Track rollers (each side) 9
 Carrier rollers (each side) 2



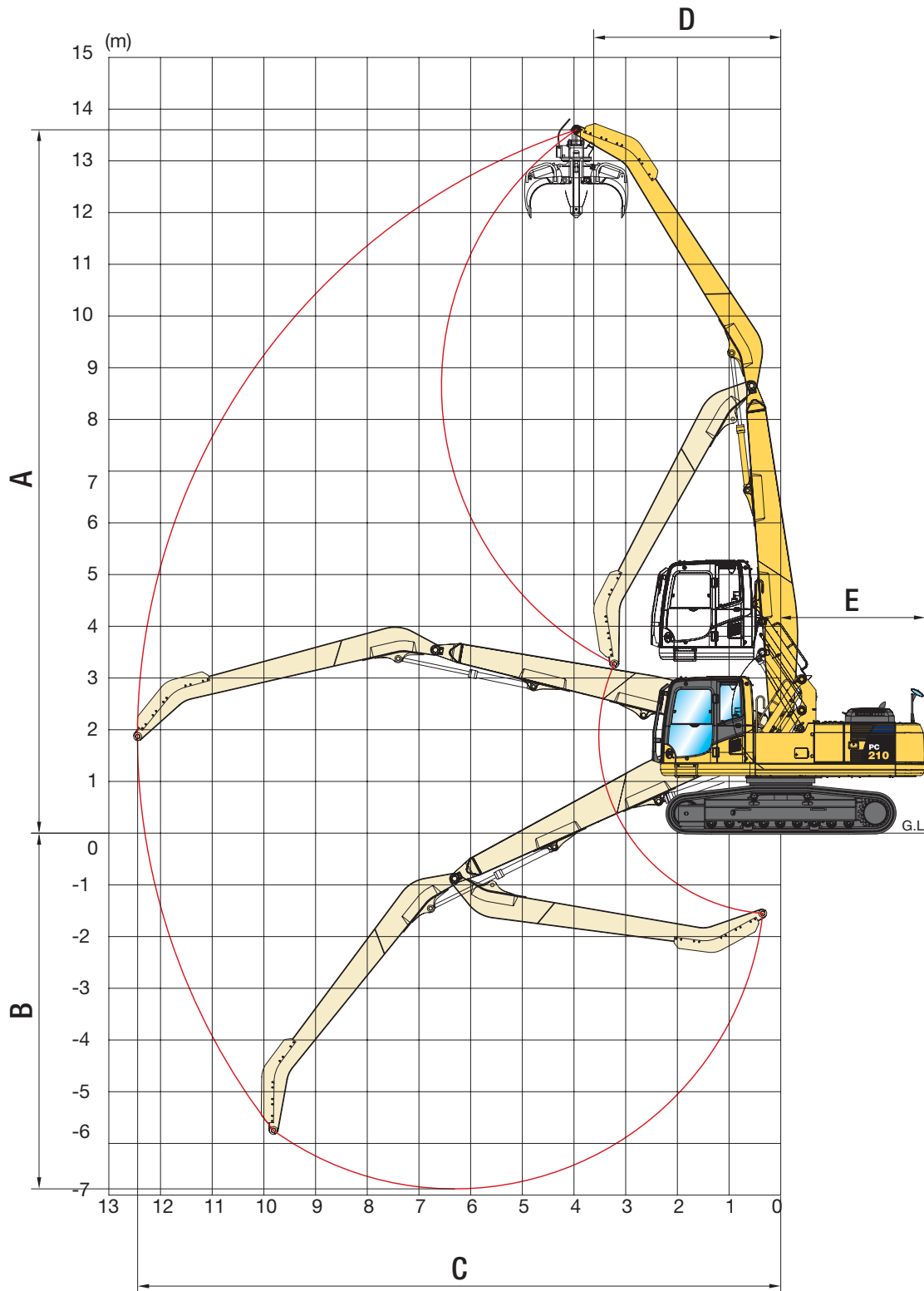
COOLANT AND LUBRICANT CAPACITY (REFILLING)

Fuel tank 325,0 ltr
 Radiator 20,4 ltr
 Engine oil 23,1 ltr
 Swing drive 6,6 ltr
 Hydraulic tank 137,0 ltr
 Final drive (each side) 3,3 ltr

MATERIAL HANDLING

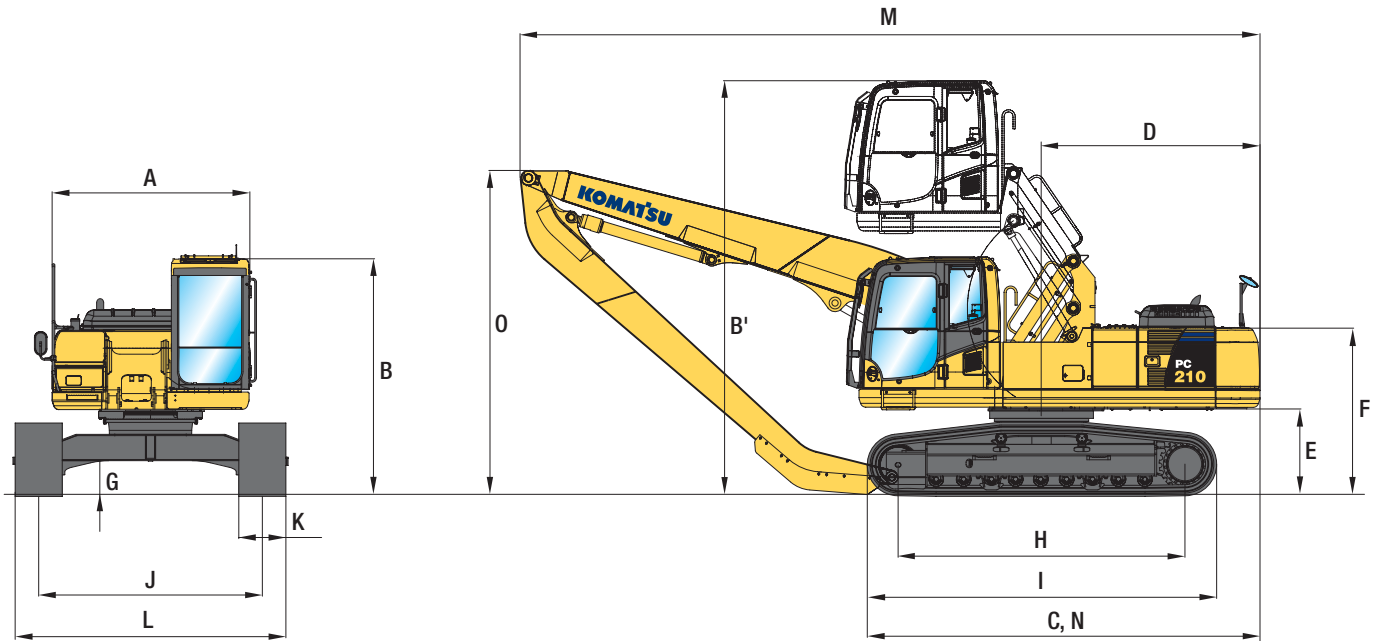
Triple grouser shoes	Operating weight	Ground pressure
600 mm	25.000 kg	0,52 kg/cm ²

WORKING RANGE



MATERIAL HANDLING SPECIFICATION		
A	Max. pin height	13.600 mm
B	Max. pin depth	6.880 mm
C	Max. pin reach	12.445 mm
D	Min. swing radius	3.620 mm
E	Tail swing radius	2.800 mm

TRANSPORT DIMENSIONS



MACHINE DIMENSIONS		PC210LC-8 MH
A	Overall width of upper structure	2.520 mm
B	Overall height of cab	3.035 mm
B'	Overall height of cab, cab fully raised	5.235 mm
C	Overall length of basic machine	5.000 mm
D	Tail length	2.770 mm
	Tail swing radius	2.800 mm
E	Clearance under counterweight	1.110 mm
F	Machine tail height	2.110 mm
G	Ground clearance	429 mm
H	Tumbler centre distance	3.655 mm
I	Track length	4.450 mm
J	Track gauge	2.850 mm
K	Track shoe width	600 mm
L	Overall track width with 600 mm shoe	3.450 mm
M	Transport length	9.429 mm
N	Length on ground (transport)	4.450 mm
O	Overall height to top of boom	4.125 mm

Attachment guidelines



Log grapple



Multi-tine grab



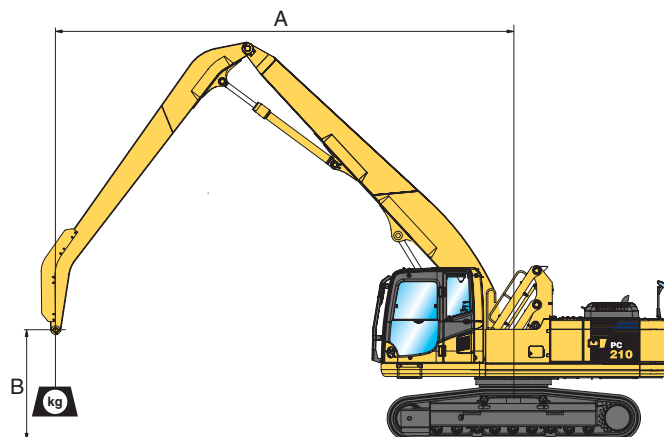
Clamshell

LIFTING CAPACITY

PC210LC-8 MATERIAL HANDLING

- A** - Reach from swing centre
- B** - Hook height
- OF** - Rating over front
- OS** - Rating over side
- MAX** - Rating at maximum reach

No attachment weight included



A	Max.		12 m		10,5 m		9 m		7,5 m		6 m		4,5 m	
	OF	OS	OF	OS	OF	OS	OF	OS	OF	OS	OF	OS	OF	OS
13,5 m	6150	5690												
12 m	4600	4260									7130*	7130*		
10,5 m	4040	3740							6010*	6010*				
9 m	3760	3080					5540*	3990	5930*	5930*				
7,5 m	3610	2690			4000	3020	5760*	3990	5980*	5980*				
6 m	3290	2430			3950	2910	5880*	3960	6260*	6260*				
4,5 m	3100	2260	3160	2310	3950	2930	5070	3840	6950*	5320	7750*	7750*		
3 m	2960	2170	3180	2250	3900	2820	4950	3690	7480*	5060	9050*	7050	11220*	11220*
1,5 m	2910	2130	3110	2220	3830	2750	4820	3510	6260	4720	9980*	6590	11740*	11740*
0 m	2960	2130	3090	2180	3750	2670	4700	3380	6000	4470	8400	6100	10000*	10000*
-1,5 m	3050	2170			3750	2580	4580	3270	5770	4320	7720	5830	12210*	9430
-3 m	3190	2300			3540	2560	4410	3190	5650	4200	7560	5690	11870*	9240
-4,5 m	3140	2560			3310	2600	4410	3190	5600	4160	7520	5690	9820	9240
-6 m							3080	2740	4500	4160	5600	5350	6910*	

Lifting capacities are stated in kg, on the tip of the arm, for machine on firm, level supporting surface. The weight of any attachment used should be deducted from the values shown, to calculate payload. Indicated loads are based on ISO10567 standard and do not exceed 75% of tipping or 87% of hydraulic capacity (indicated by *). Lifting capacity of the machine is limited by machine stability, hydraulic capacity and maximum permissible load of the attachment.

HYDRAULIC EXCAVATOR

STANDARD EQUIPMENT

- Komatsu SAA6D107E-1, 116 kW turbocharged common rail direct injection diesel engine, EU Stage IIIA compliant
- Double element type air cleaner with dust indicator and auto dust evacuator
- Suction type cooling fan with radiator fly screen
- Automatic fuel line de-aeration
- Automatic engine warm-up system
- Engine overheat prevention system
- Fuel control dial
- Auto-deceleration function
- Engine key stop
- Alternator 24 V/60 A
- Batteries 2 × 12 V/140 Ah
- Starter motor 24 V/5,5 kW
- Electronic closed-centre load sensing (E-CLSS) hydraulic system (HydrauMind)
- Pump and engine mutual control (PEMC) system
- Multi-function video compatible colour monitor with equipment management monitoring system (EMMS) and efficiency guidance
- 5-working mode selection system; Power mode, economy mode, breaker mode, attachment mode and lifting mode
- PowerMax function
- Hydrostatic, 3-speed travel system with automatic shift and planetary gear type final drives, and hydraulic travel and parking brakes
- Adjustable PPC wrist control levers with 3 button controls for arm, boom, bucket and swing
- PPC control levers and pedals for steering and travel
- KOMTRAX™ Komatsu Tracking System
- Reinforced safety SpaceCab™; Highly pressurised and tightly sealed hyper viscous mounted cab with tinted safety glass windows, large roof window with sun shade, pull-up type front window with locking device, removable lower window, front window wiper with intermittent feature, sun roller blind, cigarette lighter, ashtray, luggage shelf, floor mat
- Heated air suspension seat with lumbar support, height adjustable arm rests and retractable seat belt
- Automatic climate control system
- 12 Volt power supply
- Beverage holder and magazine rack
- Hot and cool box
- Radio
- Overload warning device
- Electric horn
- Audible travel alarm
- Track roller guards
- Track frame under-guards
- Lockable fuel cap and covers
- Remote greasing for swing circle and pins
- Fuel supply pump
- Boom safety valves
- Large handrails, rear-view mirrors and counterweight mirror
- Toolkit and spare parts for first service
- Lights; 2 revolving frame lights and 1 boom light
- Engine ignition can be password secured on request
- Standard colour scheme and decals
- Parts book and operator manual
- Special counterweight for industrial handling work
- One extra hydraulic function, for rotating attachments
- Long straight boom and long gooseneck arm for industrial handling work
- Special undercarriage with fixed wide gauge for industrial handling work
- Heavy-duty reinforced revolving frame, for industrial handling work
- Arm safety valves
- 600 mm triple grouser track-shoes
- Hydraulic lifting operator cab, parallel link

OPTIONAL EQUIPMENT

- Heavy duty undercovers
- Auto greasing system
- OPG Level II front guard
- Service points
- Additional working lamps, including cab roof lights, r.h. boom lamp, counterweight rear lamp and beacon
- Bio oil
- Lower wiper
- Rain visor (not with OPG)
- Customised paint



**Komatsu Europe
International NV**

Mechelsesteenweg 586
B-1800 VILVOORDE (BELGIUM)
Tel. +32-2-255 24 11
Fax +32-2-252 19 81
www.komatsueurope.com